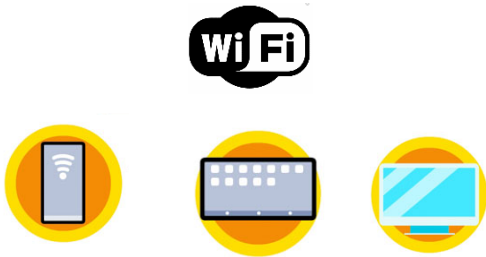


Connecting to Seesaw:


1. Connect to the internet



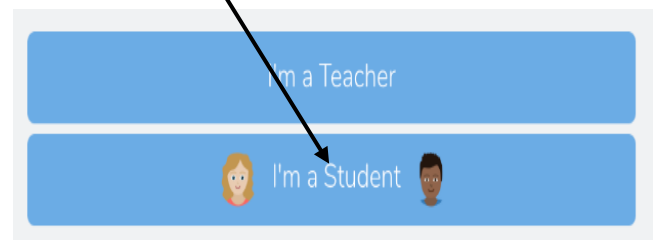
2. Find the Seesaw App



3. Download the Seesaw App



4. Click on "I am a student"



5. Scan the QR code

Point the camera at your code.



6. Open up Seesaw

Look at the work for you to do.

